



SOBA EP CERTIFIED ACS



FLOAT LEVEL REGULATOR

For automatic regulation with several devices

Suitable for use with drinking water meant for consumption according to the norm XP P41-250 (1-2-3)



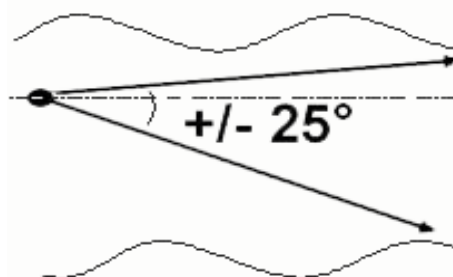
USE

VR – Emptying / Filling

SIZE

Height : 170 mm – Diameter: 80 mm

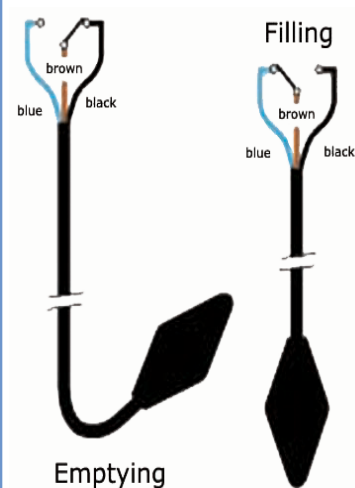
DIFFERENTIAL ANGLE



APPLIANCES

Adapted and obligatory for use in drinkable water meant for human consumption. It has the same technical specifications as the standard SOBA but is manufactured with special raw materials which have allowed the ACS certification (please, refer to the technical sheet of the SOBA).

WIRING



Please, refer to the connection diagram enclosed to each float delivered.

TECHNICAL CHARACTERISTICS

Operation mode	Omnidirectional
Allowed fluid density	0,70 a 1,15
Maximum pressure	3,5 bars
Maximum temperature	85°C
Protection index	IP 68 <input type="checkbox"/>
Electric characteristics	12, 24, 48 VAC/VDC et 250 VAC- 50/60 Hz
Cut-out power	16 (6) A (16 A resistive - 6 A inductive)
Microswitch	Silver / nickel reverser contacts
Biconical shell	Special polypropylene certified ACS
Cable	Special EPDM certified ACS - A07RN8-F
Cable type	3 conductors 1 mm ² - blue sheath ACS
Float weight without cable	200 g
Cable weight	105 g/m
Adjustable ballast on cable (series)	230 g stainless steel AISI 316L
Standard cable length (series)	5, 6, 10, 13, 15, 20 and 25 m (other lengths on request)



SOBA SMALL



FLOAT LEVEL REGULATOR

For automatic regulation with several devices



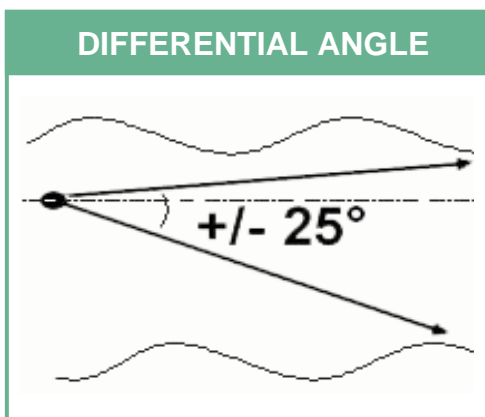
USE

VR – Emptying / Filling

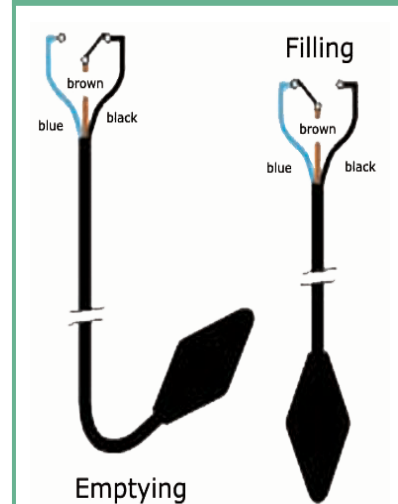
SIZE

Height: 130 mm – Diameter: 70 mm

DIFFERENTIAL ANGLE



WIRING



Please, refer to the connection diagram enclosed to each float delivered.

APPLIANCES

Suitable for various liquids. Similar to the SOBA but with a smaller size. Especially adapted to small tanks and domestic or collective prefabricated pumping stations. Can be used as an «ALARM» detector. (please, refer to the SOBA technical sheet)

TECHNICAL CHARACTERISTICS

Operation mode	Omnidirectional
Allowed fluid density	0,70 a 1,25
Maximum pressure	3,5 bars
Maximum temperature	85°C
Protection index	IP 68 <input type="checkbox"/>
Electric characteristics	12, 24, 48 VAC/VDC et 250 VAC- 50/60 Hz
Cut-out power	16 (6) A (16 A résistive - 6 A inductive)
Microswitch	Silver / nickel reverser contacts
Biconical shell	Copolymer polypropylene
Cable	Neoprene or HR HY (hypalon) H07RN8-F
Cable type	3 conductors 1 mm ²
Float weight without cable	110 g
Cable weight	Neoprene 115 g/m – HR HY 110 g/m
Adjustable ballast on cable (series)	Loaded resin 250 g
Standard cable length (series)	5, 6, 10, 13, 15, 20 and 25 m (other lengths on request)




SOBA Ex

Certified ATEX (EC HY 2000 ECO)



FLOAT LEVEL REGULATOR

For automatic regulation with several devices

ATEX Marking code - CE 0081  II 1 G or D EEx ia IIC T6 IP6X T°70°C



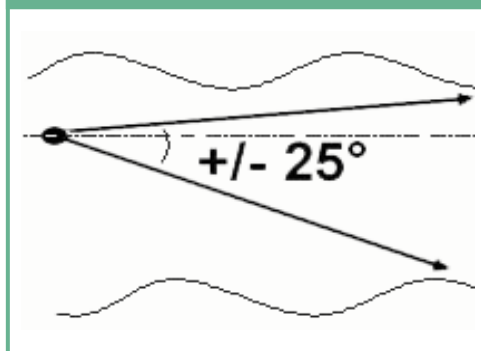
USE

VR – Emptying / Filling

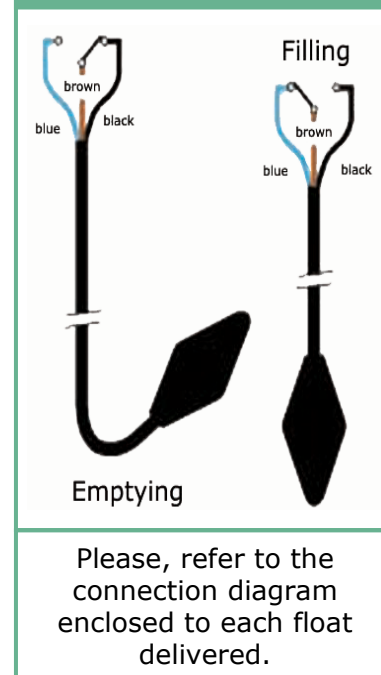
SIZE

Height: 200 mm – Diameter: 92 mm

DIFFERENTIAL ANGLE



WIRING



APPLIANCES

Same applications as the SOBA HR HY model. However, it is especially designed for working in explosive gas areas : solvents, hydrocarbons, alcohols, chemical and pharmaceutical products (please, refer to the SOBA HR HY technical sheet)

TECHNICAL CHARACTERISTICS

Operation mode	Omnidirectional
Allowed fluid density	0,80 a 1,10
Maximum pressure	4 bars
Maximum temperature	T6 and Ta: from -20°C to +70°C / idem
Protection index	IP 6X
Electric characteristics	24 VAC/VDC – 10 mA or 12 VAC/VDC – 100 mA
Obligatory connection	With intrinsic safety relay
Microswitch	Gold plated reverser contacts
Biconical shell (2)	Copolymer polypropylene + HR HY (hypalon)
Cable	HR HY (hypalon) H07RN8-F
Cable type	3 conductors 1 mm ²
Float weight without cable	300 g
Cable weight	HR HY 110 g/m
Adjustable ballast on cable (series)	Loaded resin 250 g
Standard cable length (series)	5, 10, 15, 20, 25 and 30 m (other lengths on request)



SOBA Ex



Certified ATEX (EC HY 2000 ECO)



FLOAT LEVEL REGULATOR

For automatic regulation with several devices

ATEX Marking code - CE 0081 Ex II 1 G or D EEx ia IIC T6 IP6X T°70°C



ATEX CERTIFICATION – WHAT YOU SHOULD KNOW

It is important to know that the level regulation devices certified ATEX are compulsory in the main pumping stations, granular silos and some pulverulent materials storage facilities. It is also important to know that only the user can define, before the installation, if it deals or not with a pumping station or a silo with explosive risks. The atmosphere is classified 0, 1, 2 for gas and 20, 21, 22 for dusts. So, it is highly recommended taking no risks in this situation as it can trigger disastrous consequences.

PROTECTION- The SOBA Ex (EC HY 2000 ECO) are designed and certified for use in hazardous areas classified 0, 1, 2 (gas) and 20, 21, 22 (dusts). They are conform to the following standards:

- EN 50014 (1992)
- NF EN 50014 (1993)
- EN 50281-1-1 (1998)
- EN 50281-1-2 (1998)
- EN 50020 (1994)
- NF EN 50020 (1995)
- Potentially explosive areas EEX ia of the group IIC.

Certified LCIE 00 ATEX 6003 X dated 2000/02/15 according to the Directive 94/9/CE

CONNECTION - **BE CAREFUL !** The non-respect of the following instructions can have serious consequences. These floats must only be connected to an intrinsically safe associated apparatus certified type. Such apparatus must be compatible with the intrinsic security instructions and must not exceed the floats electric characteristics values mentioned on the technical sheet n°1. The non respect of that would trigger the destruction of the microswitches gold plated contacts. All connections must be performed according to the Low Voltage Directive and Intrinsic Safety instructions.

$L_I \leq 2\mu\text{H}$ and $C_I \leq 203\ \mu\text{F}$ with 2 m cable length (*Lineic inductance: 0.36 mH (Millihenry)/km divisible by 1000 for a value in metre*).
 $U_o \leq 30\text{V}$, $I_o \leq 100\ \text{mA}$, $P_o \leq 0.75\ \text{W}$

IMPORTANT- A use which is not specified by the constructor or an non competent authority intervention can damage the working of these devices and trigger serious consequences. The manufacturer denies all responsibility if the user does not respect the rules in relation with the protections against sanitary, fire and explosion risks.

PRODUCT FOLLOW-UP - The number of the series and the year of production appear on each device delivered.

AT YOUR DISPOSAL - LCIE 00 ATEX 6003 X certificate dated 2000/02/15. Information about the intrinsic safety relays. Connection diagrams...



SOBA HR HY MECA HR HY



FLOAT LEVEL REGULATOR

For automatic regulation with several devices



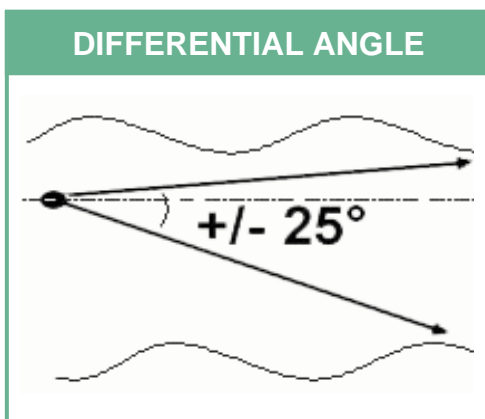
USE

VR – Emptying / Filling

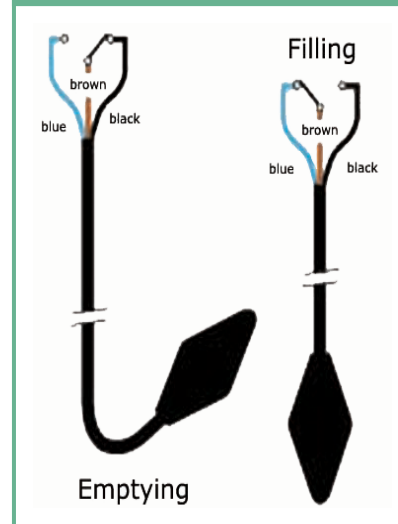
SIZE

Height: 200 mm – Diameter: 92 mm

DIFFERENTIAL ANGLE



WIRING



Please, refer to the connection diagram enclosed to each float delivered.

APPLIANCES

Same applications as the standard SOBA model. But, thanks to its double shape in HR HY (hypalon), it is especially recommended for corrosive liquid mixtures containing bases, oils and acid products... (please, refer to the SOBA technical sheet)

TECHNICAL CHARACTERISTICS

Operation mode	Omnidirectional
Allowed fluid density	0,80 a 1,10
Maximum pressure	4 bars
Maximum temperature	90°C
Protection index	IP 68 <input type="checkbox"/>
Electric characteristics	12, 24, 48 VAC/VDC and 250 VAC- 50/60 Hz
Cut-out power	16 (6) A (16 A resistive - 6 A inductive)
Microswitch	Silver / nickel reverser contacts
Biconical shell (2)	Copolymer polypropylene + HR HY (hypalon)
Cable	HR HY (hypalon) H07RN8-F
Cable type	3 conductors 1 mm ²
Float weight without cable	295 g
Cable weight	HR HY 110 g/m
Adjustable ballast on cable (series)	Loaded resin 250 g
Standard cable length (series)	5, 6, 10, 13, 15, 20 and 25 m (other lengths on request)